



 PRODUCT INFORMATION

English

# SERIES ENERGY SAVING

ROTARY VANE COMPRESSORS

OPTIMA  
MAXIMA



# SERIES ENERGY SAVING

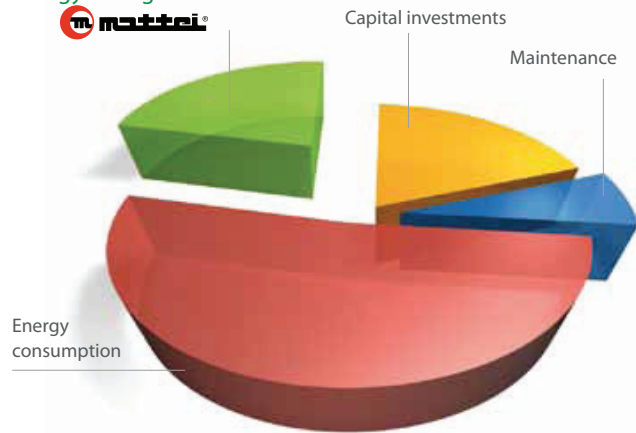


## A real saving opportunity

Compressed air is a reliable and widely used power source in a variety of industrial sectors, thanks to its safe and simple production. On the other hand the use of compressed air involves considerable energy costs, amounting to around 10% of the total industrial electrical energy consumption. The energy efficiency of compressed air production systems is therefore very important in order to reduce their operating costs.

Sizing the compressed air equipment appropriately, choosing the most suitable compressor according to the site's compressed air consumption profile, managing the compression process with advanced control and regulation, systems including appropriate air treatment and energy recovery, are only a few examples of the valuable services that Mattei is able to provide its customers, in order to achieve energy savings amounting to over 30%.

Energy savings with  

## More efficient systems

Energy efficiency and subsequently the cost of compressed air, depend partly on the efficiency of the compressors used in the production process and their optimal configuration. It also depends on other key factors such as:



- **Air leakage reduction**
- **Heat recovery**
- **Overall system design**
- **Improved air treatment**



## Simply different The compressor that makes a difference

### **MATTEI'S COMPRESSORS**

Mattei's rotary vane air compressors are the result of continuous innovation and advanced design capabilities. The low rotational speed of the compressor unit found only in vane technology, the high volumetric efficiency and the complete absence of roller or thrust bearings, result in energy savings of **over 15%** compared to other rotary compressors.



### **EFFICIENCY 1:1**

All Mattei's compressors have a 1:1 ratio between the electric motor speed and that of the aird. This means greater energy efficiency and higher performances.

Compared to other technologies, rotary vane compressors guarantee a superior internal air seal, together with a consistent and long lasting performance.

### **SAFETY / RELIABILITY**

The integrated design, direct coupling, low rotational speed and the limited number of moving parts ensure Mattei's rotary vane air compressors remain safer, more durable and therefore more reliable over time.

### **LOW OPERATING COSTS: LOW MAINTENANCE**

Mattei's rotary vane compressors are designed to achieve 100,000 hours operating life without the need to replace any blades or other metal parts.

The long operating life of a Mattei compressor is assured by high quality machining which is the essence of rotary vane air compressors.

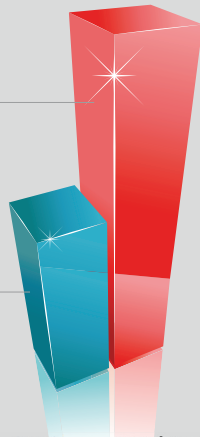
### **SIMPLICITY**

Mattei's rotary vane air compressors are quiet and can be located almost anywhere. They are quickly installed and take up a limited amount of space.

Their accessible design makes maintenance operations simple and straightforward.

OTHER COMPRESSORS  
MAINTENANCE

MATTEI'S COMPRESSORS  
MAINTENANCE



### **QUALITY OF THE AIR**

All Mattei's compressors are fitted with a generously sized filtering system, which guarantees quality compressed air suitable for any use. Mattei's very efficient, multi-stage oil separation system produces an exceptionally low lubricant carry-over.

## Evaluating compressed air

When selecting compressors it is very important to know the exact air needs of the user, together with the depreciation period and all other variables that will help to determine the option with the lowest overall cost of ownership.

Measuring the compressed air and energy consumption are essential to find out if changes in the equipment or servicing regime could be cost effective. There is no best compressor in absolute terms, but the best combination between the specific compressed air need and the compressor can always be found.

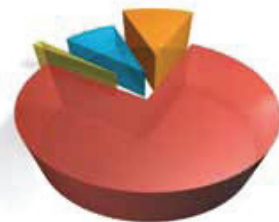


## The best solution to save energy

To ensure maximum energy savings Mattei's OPTIMA range of variable speed compressors leverage mattei's exclusive linear kw-to-capacity efficiencies to match their operation to suit the load profile required by the compressed air system.


The inverter adjusts the motor's rotational speed, adapting the air delivered by the compressor to the real demand. OPTIMA can save up to 35% of the annual operating costs.

STANDARD



- Installation
- Maintenance
- Investment
- Energy consumption

OPTIMA

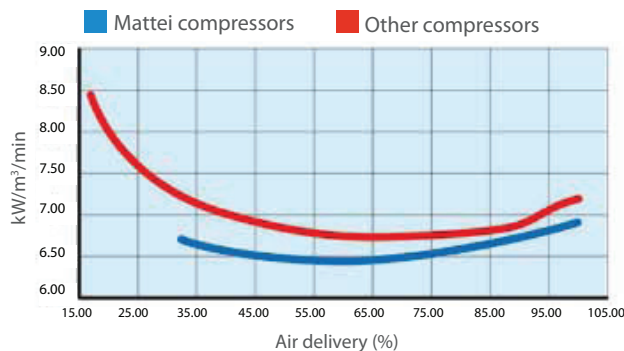


- Savings on energy consumption

## Variable speed principle

Optima operates within a range of pre-set maximum and minimum pressures. When reaching the maximum pressure, at the minimum rotational speed, the intake valve shuts and the compressor is set “off load” and decompressed to 1.5 bar to reduce the energy absorption further.

When the line pressure lowers to the minimum pre-set value it is reset to the “on load” condition and starts delivering air instantly, adapting the rotational speed to the air demand.



## Specific energy efficiency

Mattei’s variable speed compressors offer optimum energy efficiency throughout their operating range, thereby reducing the cost of ownership.



## Control with Maestro<sup>XS</sup>

All OPTIMA compressors are, as standard, fitted with a Maestro<sup>XS</sup> electronic controller. Thanks to this device the compressors are programmed to work in two different operating modes: “Neutral Zone” and “PID”. OPTIMA adjusts its operation to the load profile required by the system. The inverter modifies the motor rotational speed, adjusting the air flow supplied by the compressor to the actual requirement of the system.

In PID mode the controller uses the average of the set up values as the target pressure and strives to keep the pressure at this value, by increasing or reducing the rotational speed.

## COMPRESSOR AND DRYER: ALL-IN-ONE

The plus version includes the integrated installation of a direct expansion refrigeration dryer, which is air cooled and filled with environmentally friendly gas. The combination of a Mattei rotary vane air compressor with an integrated dryer and where applicable mounted on an air receiver is the ideal solution for a complete and compact system.



## DURABLE AND QUIET

OPTIMA compressors are epoxy powder coated and corrosion and scratch resistant. In addition they are lined internally with a thick layer of high-quality soundproof material and equipped with a high efficiency cabinet pre-filter. This filtering device prevents the radiator and main air filter from premature clogging caused by impurities in the intake air, thus providing additional cost savings.

## SIMPLE AND ACCESSIBLE MAINTENANCE

Large hinged doors and easily removable panels allow complete and easy accessibility for all maintenance and intervention operations. The compressor requires no special foundations and its base has suitable lifting points for ease of installation.



## A HIGH EFFICIENCY OIL SEPARATION


The separation of the lubrication oil from the compressed air takes place in multiple stages. A first separation occurs in the oil chamber as the air passes through a labyrinth path, then it continues at the separator inlet (before the filter) where the air flow slows down passing through a series of directional variations, and finally through the coalescing filter. Due to this superior separation system the oil carry over is extremely low, leading to improved separator life, greater protection for the application and reduced operating costs.



## MAXIMA simply superior

One of the primary aims of competing in the global economy is to minimise production costs. Industry leaders expect maximum value and profitable returns when investing in new machinery that will improve their manufacturing process and lower their costs. As compressed air production tends to be the single largest consumer of electricity in a given manufacturing plant, saving energy and reducing maintenance costs offers real opportunities to improve profitability and thus, enhance the competitive advantage for the company.

Designed to save energy and protect the environment, the MAXIMA rotary vane air compressor range has been engineered by Mattei to meet the requirements of manufacturers that use large, constant volumes of compressed air for long periods of time. Maxima is best suited for high air demand applications where the production of compressed air has a virtually constant base load throughout the day.



▶ The best energy efficiency

▶ Simple and low-cost maintenance

▶ Compression unit designed for over 100,000 working hours

▶ Maestro<sup>XS</sup> electronic controller

▶ Airend speed: only 1,000 rpm

▶ Energy recovery (optional)

## High efficiency motors



The Maxima range is equipped with high efficiency energy saving electric motors.

## Constant pressure



Thanks to its special modulating proportional intake valve, which enables constant pressure air supply, Mattei's compressors can also work without a tank. Through this operating mode, the air flow automatically adjusts to the system requirements.

## MAESTRO<sup>XS</sup>

The Maxima series is equipped with the exclusive state-of-the-art computerised controller, Maestro<sup>XS</sup>. This system automatically controls, monitors and programmes the operation of the compressor, and can be connected to a PC for remote control. If connected to other compressed air packages equipped with Maestro<sup>XS</sup>, the unit can become master of a compressed air plant, thus saving on the installation of an additional controller. Maestro<sup>XS</sup> can be interfaced via web or cellular technology to provide remote service monitoring.



## The astounding result of continuous R&D and advanced technology

The name of this compressor was selected to evoke the essence of the incredible performance of this machine. Maxima lives up to its name by delivering maximum performance from every kW of input energy. Mattei's ethos of continuous investment in research and development of its rotary vane technology has led to the excellent specific energy efficiency of the Maxima range.

**As low as 5.4 kW/m<sup>3</sup>/min**

## Maxima 110 – 160

### TWIN COMPRESSION SYSTEM DOUBLE EFFICIENCY

To achieve maximum performance, Maxima 110 and Maxima 160 are equipped with twin compression units that work in parallel at the same speed as all Maxima compressors – an incredibly low 1000 rpm.

### COMPRESSOR AND DRYER: ALL-IN-ONE

The plus version includes the integrated installation of a direct expansion refrigeration dryer, which is air cooled and filled with environmentally friendly gas.

This solution provides the advantages of:

- reduction in installation costs
- reduction in space requirement



### LOAD ADPTABLE COOLING


Maxima's two-speed electric fan automatically adapts the cooling air flow required to remove the heat generated by changing plant air demands and environmental conditions. At normal operating temperatures Maxima cools the oil, air and system components at the lower fan speed, thus providing considerable energy savings. When operating conditions increase the heat load, the fan speed automatically increases to provide the additional cooling required.

### OIL-WATER SEPARATOR KIT\*

Integral, compact & efficient oil/water separator kit that works on the principle of coalescing filtration. This system reduces oil contamination and guarantees a better quality of condensate.

### HEAT RECOVERY KIT\*

The heat recovery system is integrated directly into the compressor cooling system. Before reaching the oil cooler, hot oil passes through an oil-water heat exchanger controlled by a thermostatic valve to provide water pre-heating to save energy and money in industrial or sanitary process applications.



### CONDENSATE SEPARATOR AND DRAIN KIT\*

The condensate separator uses cyclonic action and gravity to remove liquid condensate out of the airstream.

The condensate separator and drain kit:

- maximises efficiency & reliability of dryers and filters
- protects downstream processes and equipment

\* Installed options

# CONTROLLERS ENERGY SAVING



## MAESTRO<sup>XS</sup>

### Technology at hand

Maestro<sup>XS</sup> is able to adjust the compressor's operation to the specific requirements of the system it is connected to. It is equipped with programming levels and special control and analysis options regarding the compressor's status and any faults that have occurred. Even if the electrical supply fails, Maestro<sup>XS</sup> is able to store the compressor settings and all its operating data.

### Integrated communication

The connection to a MATTEI supervising device enables remote monitoring through a web interface and alarm signalling by e-mail, fax or mobile phone.



## Maestro<sup>XS</sup>: Features and functions



- Ergonomic control panel with quick access keys to main menus.
- Menus access keys, start, stop and reset led keys.
- Semi-graphic LCD display with illuminated text.
- 24 Vdc digital inputs.
- Digital dry contacts output up to 230 Vac and up to 24 Vdc.
- Interfaces:
  - RS485 for intercommunication with other MAESTRO devices.
  - RS485 (optional) to communicate with the supervising PC and network.
- Analogue data display (line pressure, chamber pressure, oil temperature, outgoing air temperature) and general data (alarms, operating messages, machine state, maximum and minimum pressure, last start and stop times).
- Hour counter to display the enabled, working and load times and maintenance notices.
- Events database to store alarms and blocks, with alarm intervention indication, alarm intervention time, machine state.
- Multi-language user interface.
- Weekly and hourly programmable start and stop times.
- Immediate reading of the compressor operating data on the display.
- Basic and advanced parameters programming for an optimal operation of the compressor.
- Storage of up to 20 malfunctioning events.
- Storage of the last 20 programme modifications.
- Control of the integrated dryer.
- Machine start and stop remote control.
- The feedback (as standard), through dry contacts, of the following machine states: enabled compressor, working compressor, loaded compressor, blocked compressor.



## CONCERTO: Complete control and absolute Flexibility

Numerous compressor stops and starts, energy wastage and wide variations in the compressor operation represent common problems in many compressed air systems.

Concerto is Mattei's state-of-the-art compressed air management system, designed to satisfy any requirement of a compressed air user, regardless of the type of compressor installed. By the use of customisable functions the device allows the simultaneous command and control of **up to 16 compressors**, maintains a tight energy-saving pressure dead-band, limiting the idle running times and optimising the customer's choice. Concerto enables **energy savings of over 35%**.

### IMMEDIATE SAVING

Regardless of the compressors combination and model, Concerto always selects the most economical configuration, maximising the plant efficiency.

Concerto controller extends the life of your compressors, guaranteeing the smallest number of motor start ups, and eliminating idle running times almost completely.

### FUNCTIONALITIES

Concerto requires only a few configuration parameters, to allow the combination of differently performing compressors to synchronise their compressed air production with the consumption demand.

A clear display facilitates the system programming operations, making them easy and intuitive.



### CONTROL VIA PC

The main parameters, failure signals, maintenance intervals and energy consumptions can be directly displayed on a PC via a normal web server. This way the equipment can always be easily monitored and controlled in order to minimise unplanned events.

### GLOBAL MANAGEMENT

Dryers, filters and condensate treatment accessories can be directly connected to the system via digital inputs. In the same way analogue output sensors can be connected, in order to monitor the entire compressed air system.

Due to this Concerto provides an extremely wide range of information regarding the plant management, which is also viewable via web server.

Concerto also manages and controls variable speed compressors, fitted with an inverter, ensuring that they remain within their maximum efficiency range.

## MULTICOMP II



When a production process requires variable amounts of compressed air or it is necessary to avoid any machine downtime, a controller optimises the compressed air system management. Multicomp II is Mattei's superior controller, suitable for small and medium enterprises, and is able to manage **up to 6 compressors**. Multicomp II controls the line pressure variations and drives the operation cycle of each compressor independently, according to a programmable sequence.



### MANAGEMENT MODES

- *Sequence: the first compressor to start will be the first one to stop*
- *Cascade: the first compressor to start will be the last one to stop*
- *Hour equalisation: it balances the operation times for each compressor*
- *Flow: each compressor starts according to the actual compressed air requirement*

*It is also possible to divide the compressors controlled by Multicomp II into two groups. Each group can be managed according to the above mentioned modes.*

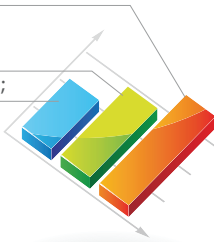
# SERIES ENERGY SAVING

## Energy recovery from compressed air

In a lubricated and air-cooled compressor, about 80% of its absorbed power is wasted as heat in the oil. The heat absorbed by the oil during the air compression process is transferred to the air flow, that goes through the cooler and is dispersed to the atmosphere.

The mechanical energy used for compression is wasted as follows:

- about 80% for oil cooling;
- about 10-12% transferred to the compressed air as heat;
- about 2-3% in compressed air as energy;
- the rest due to heat radiation.



Mattei offers for its compressors a heat recovery system that allows water to be heated for industrial process or sanitary use.



The "Heat Recovery" kit is totally integrated into the oil cooling circuit, making the unit independent from the oil temperature control and protected from any possible malfunctions, such as water flow reduction and overheating.

## How much can you save by recovering heat?

The possibility to use the energy recovered as hot water during an entire year depends on the use you make of it.

Up to 80% of the recovered heat can be used in your industrial building to produce hot sanitary water or for space heating.

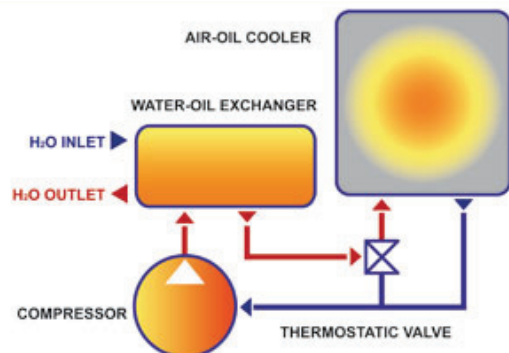
It is even possible to recover up to 100% of the thermal energy if there is an industrial process that requires heat.



## The flow

Instead of cooling down in the radiator, the hot oil coming from the compressor transfers its heat to water through a plate heat exchanger.

If the water cooling is insufficient the oil will also pass through the radiator, releasing part of the heat to the environment.



## Recoverable thermal power

Model	Rated power kW	Recoverable thermal power	
		kW/h	Kcal/h
MAXIMA 30	30	28	24,080
MAXIMA 55	55	48	41,280
MAXIMA 75	75	66.4	57,104
MAXIMA 110	110	105.6	90,816
MAXIMA 160	160	140	120,400

Recoverable powers at full-load and working pressure.

1 kW = 860 Kcal



## Example of saving – natural gas

Calculation of potential saving with a compressor, according to the following conditions:

- Absorbed power at the shaft = 110 kW
- Yearly working hours = 2,500
- Cost of natural gas per m<sup>3</sup> = € 0.50
- Specific heat of natural gas = 8,250 Kcal/m<sup>3</sup>

Recoverable power from oil = 88 kW (80% of 110) = 75,680 Kcal/h

Equivalent saving in natural gas m<sup>3</sup> = 9.17 m<sup>3</sup>/h (75,680 / 8,250)

Equivalent saving of natural gas in Euros/h = € 4,60/h (9.17 x 0.50)

Yearly saving of natural gas in Euros = € 11500 (4,60 x 2500)

# SERIES ENERGY SAVING



## Always caring about our customers' requirements

### WORLDWIDE CONSULTANCY AND ASSISTANCE

Mattei operates worldwide with its sales and assistance network, providing a wide service range.

By purchasing a Mattei compressor you can rely on a qualified after-sales service, able to answer any request for assistance in very short time scales.



## Mattei original spare parts and lubricants

Mattei Original Spare Parts and Mattei Rotoroil lubricants are made to very high design standards and conform to precise technical specifications. Only Mattei original spare parts allow you to be sure of maintaining over time the same levels of performance, reliability and safety of your Mattei product.

- Mattei Original Spare Parts are indispensable for the efficiency of your compressed air equipment
- Parts are always available in stock
- Quality tested and conforming to manufacturer specifications
- Suitable for Mattei's recommended maintenance intervals



## MIEM: Mattei Intelligent Energy Management

The cost to produce a fixed quantity of compressed air greatly depends on the efficiency of the compression system.

To obtain potentially significant energy savings it is important to identify the minimum working pressure and demand profile required for a plant's compressed air supply.

The MIEM system allows Mattei to check the suitability of a currently installed compressed air plant and to verify any possible opportunities to improve its efficiency.

Thanks to specifically developed software, Mattei's technicians are able to evaluate the customer's current air consumption profile and to estimate the relative energy consumption. In addition the MIEM analysis allows Mattei to simulate the optimum energy solution via a computer, often providing potential savings of 40%.



## Total quality management


Mattei considers quality as an essential value that represents the key factor to develop a positive relationship between the culture and performance of one's company. Innovative management software, developed solely for Mattei and technologically advanced manufacturing equipment, such as robotic machining centres and high precision machine tools, are at the heart of the advanced technical and quality levels of Mattei's products.



## Certified quality

Quality as an integral part of all company functions and constant improvement of all production processes so as to always guarantee the maximum level of reliability and satisfaction. This, in brief, is the value and the meaning of Mattei's operational philosophy. A way of approaching the market and customers that makes Mattei an absolute point of reference in the compressed air sector.

Since 1994, Mattei has been operating with a Quality System certified by the DNV Institute under UNI EN ISO 9001 regulations.



### 3D QUALITY CONTROL

The quality check of manufacturing tolerances occurs constantly via three dimensional measurement machines.


This ensures the compliance of our products with the highest quality standards.

### COMPREHENSIVE TESTS

Before leaving our factory any Mattei compressor has already undergone various extensive and in-depth testing procedures, during which it has been checked and tested in different operating conditions. All the electric, mechanical and performance information are recorded via a wireless data detection system.

### HIGH TECHNOLOGY MANUFACTURING MACHINERY

The manufacturing of compression units and blades is made through modern robotic machining centres. The parts assembly is carried out by specialised staff and in accordance with strictly controlled operating procedures, specified by Mattei's quality management.



## Technical data

400V-460V/50Hz-60Hz/3

MODEL	MAX. WORKING PRESSURE		F.A.D.		SOUND PRESSURE LEVEL db(A)	MOTOR		AIR RECEIVER	DIMENSIONS LxWxH						WEIGHT	
	bar	psig	m <sup>3</sup> /min	scfm		kW	hp		l	mm	ins	mm	ins	mm	ins	kg
OPTIMA 11	7 ÷ 10	100 ÷ 150	1,19 ÷ 1,93	42 ÷ 68	65	11	15	-	1250	49	610	24	1040	41	250	550
OPTIMA 11 S	7 ÷ 10	100 ÷ 150	1,19 ÷ 1,93	42 ÷ 68	65	11	15	270	1530	60	750	30	1540	61	340	748
OPTIMA 15 (*)	7 ÷ 10	100 ÷ 150	1,64 ÷ 2,65	58 ÷ 94	67	15	20	-	1510	59	800	32	1200	47	470	1034
OPTIMA 22 (*)	7 ÷ 10	100 ÷ 150	2,27 ÷ 3,68	80 ÷ 130	67	22	30	-	1510	59	800	32	1200	47	470	1034
OPTIMA 30 (**)	7 ÷ 10	100 ÷ 150	2,515 ÷ 5,342	89 ÷ 189	66	30	40	-	1830	72	960	38	1670	66	820	1804
OPTIMA 45 (**)	7 ÷ 10	100 ÷ 150	3,768 ÷ 8,002	133 ÷ 283	66	45	60	-	1830	72	960	38	1670	66	940	2068
OPTIMA 60 (**)	7 ÷ 10	100 ÷ 150	5,46 ÷ 10,84	193 ÷ 383	68	55	75	-	2150	85	1200	47	1890	74	1640	3608
OPTIMA 75 (**)	7 ÷ 10	100 ÷ 150	6,955 ÷ 13,723	246 ÷ 485	68	75	100	-	2150	85	1200	47	1890	74	1680	3696
OPTIMA 90 (**)	7 ÷ 10	100 ÷ 150	8,29 ÷ 16,47	293 ÷ 582	68	90	125	-	2150	85	1200	47	1890	74	1720	3784
OPTIMA 110 (**)	7 ÷ 10	100 ÷ 150	10,185 ÷ 20,06	360 ÷ 708	69	110	150	-	2350	93	1390	55	1980	78	2500	5500
OPTIMA 132 (**)	7 ÷ 10	100 ÷ 150	11,94 ÷ 23,515	422 ÷ 830	69	132	175	-	2350	93	1390	55	1980	78	2780	6116
OPTIMA 200 (**)	7 ÷ 10	100 ÷ 150	17,995 ÷ 35,435	635 ÷ 1251	75	200	250	-	2700	106	1780	70	2240	88	4750	10450
OPTIMA 11 PLUS	7 ÷ 10	100 ÷ 150	1,19 ÷ 1,93	42 ÷ 68	65	11	15	-	1250	49	690	27	1040	41	260	572
OPTIMA 11 S PLUS	7 ÷ 10	100 ÷ 150	1,19 ÷ 1,93	42 ÷ 68	65	11	15	270	1530	60	750	30	1540	61	350	770
OPTIMA 15 PLUS (*)	7 ÷ 10	100 ÷ 150	1,64 ÷ 2,65	58 ÷ 94	67	15	20	-	1510	59	800	32	1200	47	500	1100
OPTIMA 22 PLUS (*)	7 ÷ 10	100 ÷ 150	2,27 ÷ 3,68	80 ÷ 130	67	22	30	-	1510	59	800	32	1200	47	500	1100
OPTIMA 30 PLUS (**)	7 ÷ 10	100 ÷ 150	2,515 ÷ 5,342	89 ÷ 189	66	30	40	-	1830	72	960	38	1670	66	910	2002
OPTIMA 45 PLUS (**)	7 ÷ 10	100 ÷ 150	3,768 ÷ 8,002	133 ÷ 283	66	45	60	-	1830	72	960	38	1670	66	1040	2288
OPTIMA 60 PLUS (**)	7 ÷ 10	100 ÷ 150	5,46 ÷ 10,84	193 ÷ 383	68	55	75	-	2150	85	1200	47	1890	74	1810	3982
OPTIMA 75 PLUS (**)	7 ÷ 10	100 ÷ 150	6,955 ÷ 13,723	246 ÷ 485	68	75	100	-	2150	85	1200	47	1890	74	1850	4070
OPTIMA 90 PLUS (**)	7 ÷ 10	100 ÷ 150	8,29 ÷ 16,47	293 ÷ 582	68	90	125	-	2150	85	1200	47	1890	74	1890	4158
OPTIMA 110 PLUS (**)	7 ÷ 10	100 ÷ 150	10,185 ÷ 20,06	360 ÷ 708	69	110	150	-	2350	93	1390	55	1980	78	2800	6160
OPTIMA 132 PLUS (**)	7 ÷ 10	100 ÷ 150	11,94 ÷ 23,515	422 ÷ 830	69	132	175	-	2350	93	1390	55	1980	78	3080	6776

(\*) Available with energy recovery system (R).

(\*\*) Available with energy recovery system (R) or in water-cooled version (W).

F.A.D. in accordance with ISO 1217, annex "C"

Sound pressure level according to ISO 2151, tolerance ± 3dB(A).

## Technical data

400V/50Hz/3

	MODEL	MAX. WORKING PRESSURE		F.A.D.		SOUND PRESSURE LEVEL db(A)	MOTOR		DIMENSIONS LxWxH						WEIGHT	
		bar	psig	m <sup>3</sup> /min	scfm		kW	hp	mm	ins	mm	ins	mm	ins	kg	lbs
MAXIMA	MAXIMA 30 <sup>(*)</sup>	8	115	6,45	228	65	30	40	1830	72	960	38	1670	66	920	2024
	MAXIMA 55 <sup>(*)</sup>	8	115	11,45	404	67	55	75	2150	85	1200	47	1890	74	1750	3850
	MAXIMA 75 <sup>(*)</sup>	8	115	15,93	562	69	75	100	2150	85	1200	47	1890	74	1950	4290
	MAXIMA 110 <sup>(*)</sup>	8	115	23,35	825	70	110	150	2350	93	1390	55	1980	78	2700	5940
	MAXIMA 160 <sup>(*)</sup>	8	115	32,15	1135	73	160	200	2700	106	1780	70	2240	88	4150	9130
MAXIMA PLUS	MAXIMA 30 PLUS <sup>(*)</sup>	8	115	6,45	228	65	30	40	1830	72	960	38	1670	66	1015	2233
	MAXIMA 55 PLUS <sup>(*)</sup>	8	115	11,45	404	67	55	75	2150	85	1200	47	1890	74	1920	4224
	MAXIMA 75 PLUS <sup>(*)</sup>	8	115	15,93	562	69	75	100	2150	85	1200	47	1890	74	2120	4664
	MAXIMA 110 PLUS <sup>(*)</sup>	8	115	23,35	825	70	110	150	2350	93	1390	55	1980	78	3000	6600

460V/60Hz/3

	MODEL	MAX. WORKING PRESSURE		F.A.D.		SOUND PRESSURE LEVEL db(A)	MOTOR		DIMENSIONS LxWxH						WEIGHT	
		bar	psig	m <sup>3</sup> /min	scfm		kW	hp	mm	ins	mm	ins	mm	ins	kg	lbs
MAXIMA	MAXIMA 30 <sup>(*)</sup>	8	115	6,87	243	67	30	40	1830	72	960	38	1670	66	920	2024
	MAXIMA 55 <sup>(*)</sup>	8	115	13,5	477	69	55	75	2150	85	1200	47	1890	74	1750	3850
	MAXIMA 75 <sup>(*)</sup>	8	115	17,3	611	71	75	100	2150	85	1200	47	1890	74	1950	4290
	MAXIMA 110 <sup>(*)</sup>	8	115	24	847	70	110	150	2350	93	1390	55	1980	78	2700	5940
	MAXIMA 160 <sup>(*)</sup>	8	115	34	1201	73	160	200	2700	106	1780	70	2240	88	4150	9130
MAXIMA PLUS	MAXIMA 30 PLUS <sup>(*)</sup>	8	115	6,87	243	67	30	40	1830	72	960	38	1670	66	1015	2233
	MAXIMA 55 PLUS <sup>(*)</sup>	8	115	13,5	477	69	55	75	2150	85	1200	47	1890	74	1920	4224
	MAXIMA 75 PLUS <sup>(*)</sup>	8	115	17,3	611	71	75	100	2150	85	1200	47	1890	74	2120	4664
	MAXIMA 110 PLUS <sup>(*)</sup>	8	115	24	847	72	110	150	2350	93	1390	55	1980	78	3000	6600

(\*) Available with energy recovery system (R) or in water-cooled version (W).

Working pressure: 7,5 bar

F.A.D. in accordance with ISO 1217, annex "C"

Sound pressure level according to ISO 2151, tolerance ± 3dB(A).

Working pressure: 7.5 bar